

Prepared for:

Calm Gummy Bulk

CWB HOLDINGS, INC


Batch ID or Lot Number: 2201312 - Beginning	Test: Potency	Reported: 2/15/22	Location: 700 Tech Ct. Louisville, CO 80027
---	-------------------------	-----------------------------	---


Matrix: Concentrate	Test ID: T000192742	Started: 2/14/22	USDA License: N/A
------------------------	------------------------	---------------------	----------------------

Status: N/A	Method: TM14 (HPLC-DAD): Potency - Broad Spectrum Analysis, 0.01% THC (Colorado Panel)	Received: 02/11/2022 @ 02:01 PM	Sampler ID: N/A
----------------	---	------------------------------------	--------------------

CANNABINOID PROFILE

Compound	LOD (%)	LOQ (%)	Result (%)	Result (mg/g)	Notes
Delta 9-Tetrahydrocannabinolic acid (THCA-A)	0.003	0.008	ND	ND	Total THC per serving (2 ct) is 0.56 mg.
Delta 9-Tetrahydrocannabinol (Delta 9THC)	0.003	0.009	0.007*	0.07*	
Cannabidiolic acid (CBDA)	0.015	0.058	ND	ND	Total THC per container (6 ct) is 1.68 mg.
Cannabidiol (CBD)	0.015	0.057	0.157	1.57	
Delta 8-Tetrahydrocannabinol (Delta 8THC)	0.019	0.061	ND	ND	Total THC per container (30 ct) is 8.40 mg.
Cannabinolic Acid (CBNA)	0.011	0.035	ND	ND	
Cannabinol (CBN)	0.005	0.016	ND	ND	Total THC per container (60 ct) is 16.8 mg.
Cannabigerolic acid (CBGA)	0.016	0.051	ND	ND	
Cannabigerol (CBG)	0.004	0.012	ND	ND	Total THC per container (90 ct) is 25.2 mg.
Tetrahydrocannabivarinic Acid (THCVA)	0.013	0.043	ND	ND	
Tetrahydrocannabivarin (THCV)	0.003	0.011	ND	ND	Total THC per container (90 ct) is 25.2 mg.
Cannabidivarinic Acid (CBDVA)	0.006	0.024	ND	ND	
Cannabidivarin (CBDV)	0.004	0.013	ND	ND	Total THC per container (90 ct) is 25.2 mg.
Cannabichromenic Acid (CBCA)	0.006	0.020	ND	ND	
Cannabichromene (CBC)	0.007	0.022	0.007*	0.07*	Total THC per container (90 ct) is 25.2 mg.
Total Cannabinoids			0.171	1.71	
Total Potential THC**			0.007	0.07	
Total Potential CBD**			0.157	1.57	


Daniel Weidensaul
15-Feb-2022
06:37 PM


Ryan Weems
15-Feb-22
6:39 PM

PREPARED BY / DATE

APPROVED BY / DATE

Definitions

% = % (w/w) = Percent (Weight of Analyte / Weight of Product)

* Indicates a value below the Limit of Quantitation (LOQ) and above the Limit of Detection (LOD).

** Total Potential THC/CBD is calculated using the following formulas to take into account the loss of a carboxyl group during decarboxylation step.

Total THC = THC + (THCa *(0.877)) and

Total CBD = CBD + (CBDa *(0.877))

Total Cannabinoids result reflects the absolute sum of all cannabinoids detected.

ND = None Detected (Defined by Dynamic Range of the method)

Testing results are based solely upon the sample submitted to Botanacor Laboratories, LLC, in the condition it was received. Botanacor Laboratories, LLC warrants that all analytical work is conducted professionally in accordance with all applicable standard laboratory practices using validated methods. Data was generated using an unbroken chain of comparison to NIST traceable Reference Standards and Certified Reference Materials. This report may not be reproduced, except in full, without the written approval of Botanacor Laboratories, LLC.



CDPHE Certified



Certificate #4329.02

Prepared for:

Calm Gummy Bulk

CWB HOLDINGS, INC


Batch ID or Lot Number: 2201312 - Middle	Test: Potency	Reported: 2/15/22	Location: 700 Tech Ct. Louisville, CO 80027
--	-------------------------	-----------------------------	---


Matrix: Concentrate	Test ID: T000192743	Started: 2/14/22	USDA License: N/A
------------------------	------------------------	---------------------	----------------------

Status: N/A	Method: TM14 (HPLC-DAD): Potency - Broad Spectrum Analysis, 0.01% THC (Colorado Panel)	Received: 02/11/2022 @ 02:01 PM	Sampler ID: N/A
----------------	---	------------------------------------	--------------------

CANNABINOID PROFILE

Compound	LOD (%)	LOQ (%)	Result (%)	Result (mg/g)	Notes
Delta 9-Tetrahydrocannabinolic acid (THCA-A)	0.003	0.009	ND	ND	Total THC per serving (2 ct) is 0.56 mg.
Delta 9-Tetrahydrocannabinol (Delta 9THC)	0.003	0.010	0.007*	0.07*	
Cannabidiolic acid (CBDA)	0.016	0.061	ND	ND	Total THC per container (6 ct) is 1.68 mg.
Cannabidiol (CBD)	0.016	0.059	0.160	1.60	
Delta 8-Tetrahydrocannabinol (Delta 8THC)	0.020	0.064	ND	ND	
Cannabinolic Acid (CBNA)	0.011	0.037	ND	ND	Total THC per container (30 ct) is 8.40 mg.
Cannabinol (CBN)	0.005	0.017	ND	ND	
Cannabigerolic acid (CBGA)	0.016	0.054	ND	ND	Total THC per container (60 ct) is 16.8 mg.
Cannabigerol (CBG)	0.004	0.013	ND	ND	
Tetrahydrocannabivarinic Acid (THCVA)	0.014	0.045	ND	ND	
Tetrahydrocannabivarin (THCV)	0.004	0.012	ND	ND	Total THC per container (90 ct) is 25.2 mg.
Cannabidivarinic Acid (CBDVA)	0.007	0.025	ND	ND	
Cannabidivarin (CBDV)	0.004	0.014	ND	ND	
Cannabichromenic Acid (CBCA)	0.006	0.021	ND	ND	
Cannabichromene (CBC)	0.007	0.023	0.007*	0.07*	
Total Cannabinoids			0.174	1.74	
Total Potential THC**			0.007	0.07	
Total Potential CBD**			0.160	1.60	


Daniel Weidensaul
15-Feb-2022
06:37 PM


Ryan Weems
15-Feb-22
6:39 PM

PREPARED BY / DATE

APPROVED BY / DATE

Definitions

% = % (w/w) = Percent (Weight of Analyte / Weight of Product)

* Indicates a value below the Limit of Quantitation (LOQ) and above the Limit of Detection (LOD).

** Total Potential THC/CBD is calculated using the following formulas to take into account the loss of a carboxyl group during decarboxylation step.

Total THC = THC + (THCa *(0.877)) and

Total CBD = CBD + (CBDA *(0.877))

Total Cannabinoids result reflects the absolute sum of all cannabinoids detected.

ND = None Detected (Defined by Dynamic Range of the method)

Testing results are based solely upon the sample submitted to Botanacor Laboratories, LLC, in the condition it was received. Botanacor Laboratories, LLC warrants that all analytical work is conducted professionally in accordance with all applicable standard laboratory practices using validated methods. Data was generated using an unbroken chain of comparison to NIST traceable Reference Standards and Certified Reference Materials. This report may not be reproduced, except in full, without the written approval of Botanacor Laboratories, LLC.



CDPHE Certified



Certificate #4329.02

Prepared for:

Calm Gummy Bulk
CWB HOLDINGS, INC


Batch ID or Lot Number: 2201312 - End	Test: Potency	Reported: 2/15/22	Location: 700 Tech Ct. Louisville, CO 80027
---	-------------------------	-----------------------------	---


Matrix: Concentrate	Test ID: T000192744	Started: 2/14/22	USDA License: N/A
------------------------	------------------------	---------------------	----------------------

Status: N/A	Method: TM14 (HPLC-DAD): Potency - Broad Spectrum Analysis, 0.01% THC (Colorado Panel)	Received: 02/11/2022 @ 02:01 PM	Sampler ID: N/A
----------------	---	------------------------------------	--------------------

CANNABINOID PROFILE

Compound	LOD (%)	LOQ (%)	Result (%)	Result (mg/g)	Notes
Delta 9-Tetrahydrocannabinolic acid (THCA-A)	0.003	0.008	ND	ND	Total THC per serving (2 ct) is 0.56 mg.
Delta 9-Tetrahydrocannabinol (Delta 9THC)	0.003	0.009	0.007*	0.07*	
Cannabidiolic acid (CBDA)	0.016	0.059	ND	ND	Total THC per container (6 ct) is 1.68 mg.
Cannabidiol (CBD)	0.015	0.057	0.158	1.58	
Delta 8-Tetrahydrocannabinol (Delta 8THC)	0.019	0.061	ND	ND	Total THC per container (30 ct) is 8.40 mg.
Cannabinolic Acid (CBNA)	0.011	0.035	ND	ND	
Cannabinol (CBN)	0.005	0.016	ND	ND	Total THC per container (60 ct) is 16.8 mg.
Cannabigerolic acid (CBGA)	0.016	0.052	ND	ND	
Cannabigerol (CBG)	0.004	0.012	ND	ND	Total THC per container (90 ct) is 25.2 mg.
Tetrahydrocannabivarinic Acid (THCVA)	0.013	0.044	ND	ND	
Tetrahydrocannabivarin (THCV)	0.003	0.011	ND	ND	Total THC per container (90 ct) is 25.2 mg.
Cannabidivarinic Acid (CBDVA)	0.006	0.024	ND	ND	
Cannabidivarin (CBDV)	0.004	0.014	ND	ND	Total THC per container (90 ct) is 25.2 mg.
Cannabichromenic Acid (CBCA)	0.006	0.020	ND	ND	
Cannabichromene (CBC)	0.007	0.022	0.007*	0.07*	Total THC per container (90 ct) is 25.2 mg.
Total Cannabinoids			0.172	1.72	
Total Potential THC**			0.007	0.07	
Total Potential CBD**			0.158	1.58	


 Daniel Weidensaul
 15-Feb-2022
 06:37 PM


 Ryan Weems
 15-Feb-22
 6:39 PM

PREPARED BY / DATE

APPROVED BY / DATE

Definitions

% = % (w/w) = Percent (Weight of Analyte / Weight of Product)

* Indicates a value below the Limit of Quantitation (LOQ) and above the Limit of Detection (LOD).

** Total Potential THC/CBD is calculated using the following formulas to take into account the loss of a carboxyl group during decarboxylation step.

$$\text{Total THC} = \text{THC} + (\text{THCa} * (0.877)) \text{ and}$$

$$\text{Total CBD} = \text{CBD} + (\text{CBDa} * (0.877))$$

Total Cannabinoids result reflects the absolute sum of all cannabinoids detected.

ND = None Detected (Defined by Dynamic Range of the method)

Testing results are based solely upon the sample submitted to Botanacor Laboratories, LLC, in the condition it was received. Botanacor Laboratories, LLC warrants that all analytical work is conducted professionally in accordance with all applicable standard laboratory practices using validated methods. Data was generated using an unbroken chain of comparison to NIST traceable Reference Standards and Certified Reference Materials. This report may not be reproduced, except in full, without the written approval of Botanacor Laboratories, LLC.



CDPHE Certified



Certificate #4329.02





CONTROLLED FORM

DOCUMENT NUMBER: QA-FM-044

SOP: QS-009

Batch Number: 22013127110129

By/Date TINDO 7 Mar 22

WEIGHING PROTOCOL	WEIGHING PROTOCOL
Balance ID 0012	Balance ID 0012
Calm gummy 60ct 22013127110129 7.Mar.2022 11:27 Weight (1) 3.86444 g	Calm gummy 60ct 22013127110129 7.Mar.2022 11:31 Weight (1) 3.81899 g
Calm gummy 60ct 22013127110129 7.Mar.2022 11:28 Weight (2) 4.00182 g	Calm gummy 60ct 22013127110129 7.Mar.2022 11:32 Weight (2) 4.07943 g
Calm gummy 60ct 22013127110129 7.Mar.2022 11:29 Weight (3) 3.89758 g	Calm gummy 60ct 22013127110129 7.Mar.2022 11:33 Weight (3) 3.82382 g
Calm gummy 60ct 22013127110129 7.Mar.2022 11:30 Weight (4) 4.17459 g	Calm gummy 60ct 22013127110129 7.Mar.2022 11:34 Weight (4) 3.93348 g
Calm gummy 60ct 22013127110129 7.Mar.2022 11:30 Weight (5) 3.84005 g	Calm gummy 60ct 22013127110129 7.Mar.2022 11:34 Weight (5) 4.13446 g
SIGNATURE 	SIGNATURE 

TINDO 7 Mar 22

TINDO 7 Mar 22

Avg = 3.955 ^{EE TINDO 7 Mar 22}
3.950806

~ 4g/gummy TINDO 7 Mar 22

Performed By/Date: TINDO 7 Mar 22

Reviewed By/Date: EVE O'HARA 02

Form No.	QS-FM-044
Version No.	0

Certificate of Analysis

Charlotte's Web, Inc.

700 Tech Court
Louisville Colorado 80027 United States

Sample Name:	Calm	Eurofins Sample:	11414032
Project ID	CHARLO_WEB-20220204-0074	Receipt Date	07-Feb-2022
PO Number	PO110845 QC 325	Receipt Condition	Ambient temperature
Lot Number	2201312	Login Date	04-Feb-2022
Description	CW Calm Gummy Bulk	Date Started	08-Feb-2022
		Sampled	Sample results apply as received
		Online Order	16433-16C04132

Analysis	Result
Elements by ICP Mass Spectrometry	
Arsenic	<10.0 ppb
Cadmium	<5.00 ppb
Lead	13.2 ppb
Mercury	<5.00 ppb
Glyphosate and AMPA	
Glyphosate	<100 ng/g
AMPA	<100 ng/g

Analysis	Limit	Result	Pass/Fail
Mycotoxins in Raw Materials			
Aflatoxin B1		<0.500 ppb	
Aflatoxin B2		<0.500 ppb	
Aflatoxin G1		<0.500 ppb	
Aflatoxin G2		<0.500 ppb	
Ochratoxin A	20 ppb	<1.00 ppb	Pass
Sum of B1 B2 G1 and G2	20 ppb	<2.00 ppb	Pass

BCC - Residual Solvent Analysis in Cannabis and Hemp Matrices

Category I Residual Solvent or Processing Chemical

Analysis	Limit	Result	Pass/Fail
1,2-Dichloroethane	1.0 ppm	<1.0 ppm	Pass
Benzene	1.0 ppm	<1.0 ppm	Pass
Chloroform	1.0 ppm	<1.0 ppm	Pass
Ethylene Oxide	25.0 ppm	<25.0 ppm	Pass
Methylene Chloride	1.0 ppm	<1.0 ppm	Pass
Trichloroethylene	1.0 ppm	<1.0 ppm	Pass

The BCC limit of 1 ppm for Ethylene Oxide is not achieved by this method. Reporting limit of 25 ppm is the limit recommended by the AOAC CASP.

Category II Residual Solvent or Processing Chemical

Analysis	Limit	Result	Pass/Fail
Isopropal Alcohol	5000 ppm	<500 ppm	Pass
Acetone	5000 ppm	<200 ppm	Pass
Acetonitrile	410 ppm	<200 ppm	Pass

Certificate of Analysis

Charlotte's Web, Inc.

700 Tech Court
Louisville Colorado 80027 United States

Sample Name:	Calm	Eurofins Sample:	11414032
Project ID	CHARLO_WEB-20220204-0074	Receipt Date	07-Feb-2022
PO Number	PO110845 QC 325	Receipt Condition	Ambient temperature
Lot Number	2201312	Login Date	04-Feb-2022
Description	CW Calm Gummy Bulk	Date Started	08-Feb-2022
		Sampled	Sample results apply as received
		Online Order	16433-16C04132

Analysis	Limit	Result	Pass/Fail
----------	-------	--------	-----------

BCC - Residual Solvent Analysis in Cannabis and Hemp Matrices

Analysis	Limit	Result	Pass/Fail
Ethanol	5000 ppm	2430 ppm	Pass
Ethyl Acetate	5000 ppm	<500 ppm	Pass
Ethyl Ether	5000 ppm	<500 ppm	Pass
Methanol	3000 ppm	<500 ppm	Pass
Butane	5000 ppm	<500 ppm	Pass
Heptane	5000 ppm	<50.0 ppm	Pass
Hexane	290 ppm	<30.0 ppm	Pass
Pentane	5000 ppm	<25.0 ppm	Pass
Propane	5000 ppm	<1000 ppm	Pass
Toluene	890 ppm	<90.0 ppm	Pass
Xylenes (ortho-, meta-, para-)	2170 ppm	<160 ppm	Pass

The Pass/Fail reporting designations are relative to the limits set forth by the Bureau of Cannabis Control, Title 16, Division 42.

Multi-Residue Analysis for hemp products - BCC Pesticide List

Analysis	Limit	Result	Pass/Fail
Abamectin	0.3 mg/kg	<0.30 mg/kg	Pass
Acephate	5 mg/kg	<0.10 mg/kg	Pass
Acequinocyl	4 mg/kg	<1.0 mg/kg	Pass
Acetamiprid	5 mg/kg	<0.10 mg/kg	Pass
Aldicarb	0.1 mg/kg	<0.10 mg/kg	Pass
Aldicarb sulfone (Aldoxycarb)	0.1 mg/kg	<0.10 mg/kg	Pass
Aldicarb sulfoxide	0.1 mg/kg	<0.10 mg/kg	Pass
Azoxystrobin	40 mg/kg	<0.10 mg/kg	Pass
Bifenazate	5 mg/kg	<0.10 mg/kg	Pass
Bifenthrin	0.5 mg/kg	<0.10 mg/kg	Pass
Boscalid	10 mg/kg	<0.10 mg/kg	Pass
Captan	5 mg/kg	<0.20 mg/kg	Pass
Carbaryl	0.5 mg/kg	<0.10 mg/kg	Pass
Carbofuran	0.1 mg/kg	<0.10 mg/kg	Pass
Carbofuran-3-hydroxy-	0.1 mg/kg	<0.10 mg/kg	Pass

Certificate of Analysis

Charlotte's Web, Inc.

700 Tech Court
Louisville Colorado 80027 United States

Sample Name:	Calm	Eurofins Sample:	11414032
Project ID	CHARLO_WEB-20220204-0074	Receipt Date	07-Feb-2022
PO Number	PO110845 QC 325	Receipt Condition	Ambient temperature
Lot Number	2201312	Login Date	04-Feb-2022
Description	CW Calm Gummy Bulk	Date Started	08-Feb-2022
		Sampled	Sample results apply as received
		Online Order	16433-16C04132

Analysis	Limit	Result	Pass/Fail
Multi-Residue Analysis for hemp products - BCC Pesticide List			
Chlorantraniliprole	40 mg/kg	<0.10 mg/kg	Pass
Chlordane, cis-	0.1 mg/kg	<0.10 mg/kg	Pass
Chlordane, trans-	0.1 mg/kg	<0.10 mg/kg	Pass
Chlorfenapyr	0.1 mg/kg	<0.10 mg/kg	Pass
Chlorpyrifos	0.1 mg/kg	<0.10 mg/kg	Pass
Clofentezine	0.5 mg/kg	<0.10 mg/kg	Pass
Coumaphos	0.1 mg/kg	<0.10 mg/kg	Pass
Cyfluthrin	1 mg/kg	<0.10 mg/kg	Pass
Cypermethrin	1 mg/kg	<0.10 mg/kg	Pass
Diazinon	0.2 mg/kg	<0.10 mg/kg	Pass
Dichlorvos	0.1 mg/kg	<0.10 mg/kg	Pass
Dimethoate	0.1 mg/kg	<0.10 mg/kg	Pass
Dimethomorph	20 mg/kg	<0.10 mg/kg	Pass
Ethoprophos	0.1 mg/kg	<0.10 mg/kg	Pass
Etofenprox	0.1 mg/kg	<0.10 mg/kg	Pass
Etoxazole	1.5 mg/kg	<0.10 mg/kg	Pass
Fenoxycarb	0.1 mg/kg	<0.10 mg/kg	Pass
Fenpyroximate	2 mg/kg	<0.10 mg/kg	Pass
Fipronil	0.1 mg/kg	<0.10 mg/kg	Pass
Fipronil desulfinyl	0.1 mg/kg	<0.10 mg/kg	Pass
Fipronil sulfone	0.1 mg/kg	<0.10 mg/kg	Pass
Flonicamid	2 mg/kg	<0.10 mg/kg	Pass
Fludioxonil	30 mg/kg	<0.10 mg/kg	Pass
Hexythiazox	2 mg/kg	<0.10 mg/kg	Pass
Imazalil	0.1 mg/kg	<0.10 mg/kg	Pass
Imidacloprid	3 mg/kg	<0.10 mg/kg	Pass
Kresoxim-methyl	1 mg/kg	<0.10 mg/kg	Pass
Malathion	5 mg/kg	<0.10 mg/kg	Pass
Metalaxyl	15 mg/kg	<0.10 mg/kg	Pass
Methiocarb	0.1 mg/kg	<0.10 mg/kg	Pass

Certificate of Analysis

Charlotte's Web, Inc.

700 Tech Court
Louisville Colorado 80027 United States

Sample Name:	Calm	Eurofins Sample:	11414032
Project ID	CHARLO_WEB-20220204-0074	Receipt Date	07-Feb-2022
PO Number	PO110845 QC 325	Receipt Condition	Ambient temperature
Lot Number	2201312	Login Date	04-Feb-2022
Description	CW Calm Gummy Bulk	Date Started	08-Feb-2022
		Sampled	Sample results apply as received
		Online Order	16433-16C04132

Analysis	Limit	Result	Pass/Fail
Multi-Residue Analysis for hemp products - BCC Pesticide List			
Methiocarb sulfone	0.1 mg/kg	<0.10 mg/kg	Pass
Methiocarb sulfoxide	0.1 mg/kg	<0.10 mg/kg	Pass
Methomyl	0.1 mg/kg	<0.10 mg/kg	Pass
Mevinphos	0.1 mg/kg	<0.10 mg/kg	Pass
Myclobutanil	9 mg/kg	<0.10 mg/kg	Pass
Naled	0.5 mg/kg	<0.10 mg/kg	Pass
Oxamyl	0.2 mg/kg	<0.10 mg/kg	Pass
Paclobutrazol	0.1 mg/kg	<0.10 mg/kg	Pass
Methyl parathion	0.1 mg/kg	<0.10 mg/kg	Pass
Pentachloroaniline	0.2 mg/kg	<0.10 mg/kg	Pass
Pentachlorobenzene	0.2 mg/kg	<0.10 mg/kg	Pass
Pentachlorobenzonitrile	0.2 mg/kg	<0.10 mg/kg	Pass
Pentachlorothioanisole	0.2 mg/kg	<0.10 mg/kg	Pass
Permethrin	20 mg/kg	<0.10 mg/kg	Pass
Phosmet	0.2 mg/kg	<0.10 mg/kg	Pass
Piperonylbutoxide	8 mg/kg	<0.10 mg/kg	Pass
Prallethrin	0.4 mg/kg	<1.0 mg/kg	Pass
Propiconazole (sum of isomers)	20 mg/kg	<0.10 mg/kg	Pass
Propoxur	0.1 mg/kg	<0.10 mg/kg	Pass
Pyrethrins	1 mg/kg	<1.0 mg/kg	Pass
Pyridaben	3 mg/kg	<0.10 mg/kg	Pass
Pentachloronitrobenzene	0.2 mg/kg	<0.10 mg/kg	Pass
Spinetoram	3 mg/kg	<0.10 mg/kg	Pass
Spinosad	3 mg/kg	<0.10 mg/kg	Pass
Spiromesifen	12 mg/kg	<0.10 mg/kg	Pass
Spirotetramat	13 mg/kg	<0.10 mg/kg	Pass
Spiroxamine	0.1 mg/kg	<0.10 mg/kg	Pass
Tebuconazole	2 mg/kg	<0.10 mg/kg	Pass
Thiacloprid	0.1 mg/kg	<0.10 mg/kg	Pass
Thiamethoxam	4.5 mg/kg	<0.10 mg/kg	Pass

Certificate of Analysis

Charlotte's Web, Inc.

700 Tech Court
Louisville Colorado 80027 United States

Sample Name:	Calm	Eurofins Sample:	11414032
Project ID	CHARLO_WEB-20220204-0074	Receipt Date	07-Feb-2022
PO Number	PO110845 QC 325	Receipt Condition	Ambient temperature
Lot Number	2201312	Login Date	04-Feb-2022
Description	CW Calm Gummy Bulk	Date Started	08-Feb-2022
		Sampled	Sample results apply as received
		Online Order	16433-16C04132

Analysis	Limit	Result	Pass/Fail
----------	-------	--------	-----------

Multi-Residue Analysis for hemp products - BCC Pesticide List

Trifloxystrobin	30 mg/kg	<0.10 mg/kg	Pass
The Pass/Fail reporting designations are relative to the limits set forth by the Bureau of Cannabis Control, Title 16, Division 42.			
Prallethrin reporting limit is higher than BCC action level, but EPA tolerance is 1 ppm.			

Multi-Residue Analysis for hemp products - BCC Pesticides Fenhexamid and Daminozide

Daminozide	0.1 mg/kg	<0.10 mg/kg	Pass
Fenhexamid	10 mg/kg	<0.10 mg/kg	Pass
The Pass/Fail reporting designations are relative to the limits set forth by the Bureau of Cannabis Control, Title 16, Division 42.			

Multi-Residue Analysis for hemp products (1-5 Compounds from 500+ Compound list)

Metolachlor		<0.10 mg/kg	
-------------	--	-------------	--

Method References	Testing Location
-------------------	------------------

BCC - Residual Solvent Analysis in Cannabis and Hemp Matrices (CANN_SOL_S)

Food Integrity Innovation-Madison

6304 Ronald Reagan Ave Madison, WI 53704 USA

Internally Developed Method

Elements by ICP Mass Spectrometry (ICP_MS_S)

Food Integrity Innovation-Madison

6304 Ronald Reagan Ave Madison, WI 53704 USA

Official Methods of Analysis, Method 2011.19 and 993.14, AOAC INTERNATIONAL, (Modified).
Paquette, L.H., Szabo, A., Thompson, J.J., "Simultaneous Determination of Chromium, Selenium, and Molybdenum in Nutritional Products by Inductively Coupled Plasma/Mass Spectrometry: Single-Laboratory Validation," Journal of AOAC International, 94(4): 1240 - 1252 (2011).

Certificate of Analysis

Charlotte's Web, Inc.

700 Tech Court
Louisville Colorado 80027 United States

Method References

Testing Location

Glyphosate and AMPA (GLY_AMPA_S)

Food Integrity Innovation-Madison

6304 Ronald Reagan Ave Madison, WI 53704 USA

Monsanto Company Method ME-1466-02, "High Throughput Assay for Glyphosate and AMPA in Raw Agricultural Commodities and Processed Fractions Using LC/MS/MS".

Multi-Residue Analysis for hemp products - BCC Pesticide List (PEST_HEMP)

Food Integrity Innovation-Madison

6304 Ronald Reagan Ave Madison, WI 53704 USA

Official Methods of Analysis, AOAC Official Method 2007.01, Pesticide Residues in Foods by Acetonitrile Extraction and Partitioning with Magnesium Sulfate, AOAC INTERNATIONAL (modified).

CEN Standard Method EN 15662: Food of plant origin - Determination of pesticide residues using GC-MS and/or LC-MS/MS following acetonitrile extraction/partitioning and clean-up by dispersive SPE - QuEChERS method.

List of the tested pesticides and their limits of quantification (LOQs) are available upon request.

Multi-Residue Analysis for hemp products - BCC Pesticides Fenhexamid and Daminoside (PEST_HEMP)

Food Integrity Innovation-Madison

6304 Ronald Reagan Ave Madison, WI 53704 USA

Official Methods of Analysis, AOAC Official Method 2007.01, Pesticide Residues in Foods by Acetonitrile Extraction and Partitioning with Magnesium Sulfate, AOAC INTERNATIONAL (modified).

CEN Standard Method EN 15662: Food of plant origin - Determination of pesticide residues using GC-MS and/or LC-MS/MS following acetonitrile extraction/partitioning and clean-up by dispersive SPE - QuEChERS method.

List of the tested pesticides and their limits of quantification (LOQs) are available upon request.

Multi-Residue Analysis for hemp products (1-5 Compounds from 500+ Compound list) (PEST_HEMP)

Food Integrity Innovation-Madison

6304 Ronald Reagan Ave Madison, WI 53704 USA

Official Methods of Analysis, AOAC Official Method 2007.01, Pesticide Residues in Foods by Acetonitrile Extraction and Partitioning with Magnesium Sulfate, AOAC INTERNATIONAL (modified).

CEN Standard Method EN 15662: Food of plant origin - Determination of pesticide residues using GC-MS and/or LC-MS/MS following acetonitrile extraction/partitioning and clean-up by dispersive SPE - QuEChERS method.

List of the tested pesticides and their limits of quantification (LOQs) are available upon request.

Certificate of Analysis

Charlotte's Web, Inc.

700 Tech Court
Louisville Colorado 80027 United States

Method References

Testing Location

Mycotoxins in Raw Materials (MYCO_REG_S)

Food Integrity Innovation-Madison

6304 Ronald Reagan Ave Madison, WI 53704 USA

Varga, E., Glauner, T., Koppen, R., Mayer, K., Sulyok, M., Schumacher, R., Krska, R. and Berthiller, F., "Stable isotope dilution assay for the accurate determination of mycotoxins in maize by UHPLC-MS/MS," Analytical and BioAnalytical Chemistry, 402:2675-2686 (2012).

Testing Location(s)

Released on Behalf of Eurofins by

Food Integrity Innovation-Madison

Edward Ladwig - President Eurofins Food Chemistry Testing Madison

Eurofins Food Chemistry Testing Madison, Inc.
6304 Ronald Reagan Ave
Madison WI 53704
800-675-8375



2918.01

These results apply only to the items tested. This certificate of analysis shall not be reproduced, except in its entirety, without the written approval of Eurofins. Measurement uncertainty for individual analyses can be obtained upon request.

Eurofins Microbiology Laboratory (Colorado)

 1371 Horizon Avenue
 Lafayette, CO 80026
 +1 720-758-6010
 Micro-Colorado@eurofinsUS.com

 CW Hemp - 03

 Stephanie Fitzgerald
 700 Tech Ct
 Louisville, CO 80026

ANALYTICAL REPORT

AR-22-EI-003555-01

Client Code: EI0000159
PO#: PO110633 QC 325

Received On: 10Feb2022
Reported On: 15Feb2022

Eurofins Sample Code: 397-2022-02100174		Sample Registration Date: 10Feb2022	
Client Sample Code: 22013127110129B		Condition Upon Receipt: acceptable, 18.1°C	
Sample Description: Calm 60ct		Sample Reference:	
UM5DP - Total Coliforms - AOAC 991.14	Reference AOAC 991.14	Accreditation ISO/IEC 17025:2017 A2LA 3329.11	Completed 12Feb2022
Parameter Coliforms	Result < 10 cfu/g		
Parameter Escherichia coli	Result < 10 cfu/g		
UMDTC - Salmonella species - AOAC-RI 121501	Reference AOAC-RI 121501	Accreditation ISO/IEC 17025:2017 A2LA 3329.11	Completed 11Feb2022
Parameter Salmonella	Result Not Detected per 25 g		
UMJI2 - Yeast - FDA BAM Chapter 18 mod.	Reference FDA BAM Chapter 18 mod.	Accreditation ISO/IEC 17025:2017 A2LA 3329.11	Completed 15Feb2022
Parameter Yeast	Result < 10 cfu/g		
Parameter Moulds	Result < 10 cfu/g		
UMMFL - Aerobic Plate Count - AOAC 966.23	Reference AOAC 966.23	Accreditation ISO/IEC 17025:2017 A2LA 3329.11	Completed 12Feb2022
Parameter Aerobic Plate Count	Result < 10 cfu/g		

CW Hemp - 03

Stephanie Fitzgerald
700 Tech Ct
Louisville, CO 80026

ANALYTICAL REPORT

AR-22-EI-003555-01

Client Code: EI0000159
PO#: PO110633 QC 325

Received On: 10Feb2022
Reported On: 15Feb2022

Respectfully Submitted,



Kiley Ridgway
Operations Support Specialist II

Results shown in this report relate solely to the item submitted for analysis. | Any opinions/interpretations expressed on this report are given independent of the laboratory's scope of accreditation. | All results are reported on an "As Received" basis unless otherwise stated. | Reports shall not be reproduced except in full without written permission of Eurofins Scientific, Inc. | All work done in accordance with Eurofins General Terms and Conditions of Sale: www.eurofinsus.com/terms_and_conditions.pdf | ✓ Indicates a subcontract test to a different lab. Lab(s) are listed at end of the report. For further details about the performing labs please contact your customer service contact at Eurofins. Measurement of uncertainty can be obtained upon request.

Eurofins Microbiology Laboratory (Colorado)

1371 Horizon Avenue
 Lafayette, CO 80026
 +1 720-758-6010
 Micro-Colorado@eurofinsUS.com

CW Hemp - 03

Stephanie Fitzgerald
 700 Tech Ct
 Louisville, CO 80026

ANALYTICAL REPORT

AR-22-EI-003556-01

Client Code: EI0000159
PO#: PO110633 QC 325

Received On: 10Feb2022
Reported On: 15Feb2022

Eurofins Sample Code: 397-2022-02100175		Sample Registration Date: 10Feb2022	
Client Sample Code: 22013127110129M		Condition Upon Receipt: acceptable, 18.1°C	
Sample Description: Calm 60ct		Sample Reference:	
UM5DP - Total Coliforms - AOAC 991.14	Reference AOAC 991.14	Accreditation ISO/IEC 17025:2017 A2LA 3329.11	Completed 12Feb2022
Parameter Coliforms	Result < 10 cfu/g		
Parameter Escherichia coli	Result < 10 cfu/g		
UMDTC - Salmonella species - AOAC-RI 121501	Reference AOAC-RI 121501	Accreditation ISO/IEC 17025:2017 A2LA 3329.11	Completed 11Feb2022
Parameter Salmonella	Result Not Detected per 25 g		
UMJI2 - Yeast - FDA BAM Chapter 18 mod.	Reference FDA BAM Chapter 18 mod.	Accreditation ISO/IEC 17025:2017 A2LA 3329.11	Completed 15Feb2022
Parameter Yeast	Result < 10 cfu/g		
Parameter Moulds	Result < 10 cfu/g		
UMMFL - Aerobic Plate Count - AOAC 966.23	Reference AOAC 966.23	Accreditation ISO/IEC 17025:2017 A2LA 3329.11	Completed 12Feb2022
Parameter Aerobic Plate Count	Result < 10 cfu/g		

CW Hemp - 03

Stephanie Fitzgerald
700 Tech Ct
Louisville, CO 80026

ANALYTICAL REPORT

AR-22-EI-003556-01

Client Code: EI0000159
PO#: PO110633 QC 325

Received On: 10Feb2022
Reported On: 15Feb2022

Respectfully Submitted,



Kiley Ridgway
Operations Support Specialist II

Results shown in this report relate solely to the item submitted for analysis. | Any opinions/interpretations expressed on this report are given independent of the laboratory's scope of accreditation. | All results are reported on an "As Received" basis unless otherwise stated. | Reports shall not be reproduced except in full without written permission of Eurofins Scientific, Inc. | All work done in accordance with Eurofins General Terms and Conditions of Sale: www.eurofinsus.com/terms_and_conditions.pdf | √ Indicates a subcontract test to a different lab. Lab(s) are listed at end of the report. For further details about the performing labs please contact your customer service contact at Eurofins. Measurement of uncertainty can be obtained upon request.

Eurofins Microbiology Laboratory (Colorado)

1371 Horizon Avenue
 Lafayette, CO 80026
 +1 720-758-6010
 Micro-Colorado@eurofinsUS.com

CW Hemp - 03

Stephanie Fitzgerald
 700 Tech Ct
 Louisville, CO 80026

ANALYTICAL REPORT

AR-22-EI-003557-01

Client Code: EI0000159
PO#: PO110633 QC 325

Received On: 10Feb2022
Reported On: 15Feb2022

Eurofins Sample Code: 397-2022-02100176		Sample Registration Date: 10Feb2022	
Client Sample Code: 22013127110129E		Condition Upon Receipt: acceptable, 18.1°C	
Sample Description: Calm 60ct		Sample Reference:	
UM5DP - Total Coliforms - AOAC 991.14	Reference AOAC 991.14	Accreditation ISO/IEC 17025:2017 A2LA 3329.11	Completed 12Feb2022
Parameter Coliforms	Result < 10 cfu/g		
Parameter Escherichia coli	Result < 10 cfu/g		
UMDTC - Salmonella species - AOAC-RI 121501	Reference AOAC-RI 121501	Accreditation ISO/IEC 17025:2017 A2LA 3329.11	Completed 11Feb2022
Parameter Salmonella	Result Not Detected per 25 g		
UMJI2 - Yeast - FDA BAM Chapter 18 mod.	Reference FDA BAM Chapter 18 mod.	Accreditation ISO/IEC 17025:2017 A2LA 3329.11	Completed 15Feb2022
Parameter Yeast	Result < 10 cfu/g		
Parameter Moulds	Result < 10 cfu/g		
UMMFL - Aerobic Plate Count - AOAC 966.23	Reference AOAC 966.23	Accreditation ISO/IEC 17025:2017 A2LA 3329.11	Completed 12Feb2022
Parameter Aerobic Plate Count	Result < 10 cfu/g		

CW Hemp - 03

Stephanie Fitzgerald
700 Tech Ct
Louisville, CO 80026

ANALYTICAL REPORT

AR-22-EI-003557-01

Client Code: EI0000159
PO#: PO110633 QC 325

Received On: 10Feb2022
Reported On: 15Feb2022

Respectfully Submitted,



Kiley Ridgway
Operations Support Specialist II

Results shown in this report relate solely to the item submitted for analysis. | Any opinions/interpretations expressed on this report are given independent of the laboratory's scope of accreditation. | All results are reported on an "As Received" basis unless otherwise stated. | Reports shall not be reproduced except in full without written permission of Eurofins Scientific, Inc. | All work done in accordance with Eurofins General Terms and Conditions of Sale: www.eurofinsus.com/terms_and_conditions.pdf | √ Indicates a subcontract test to a different lab. Lab(s) are listed at end of the report. For further details about the performing labs please contact your customer service contact at Eurofins. Measurement of uncertainty can be obtained upon request.